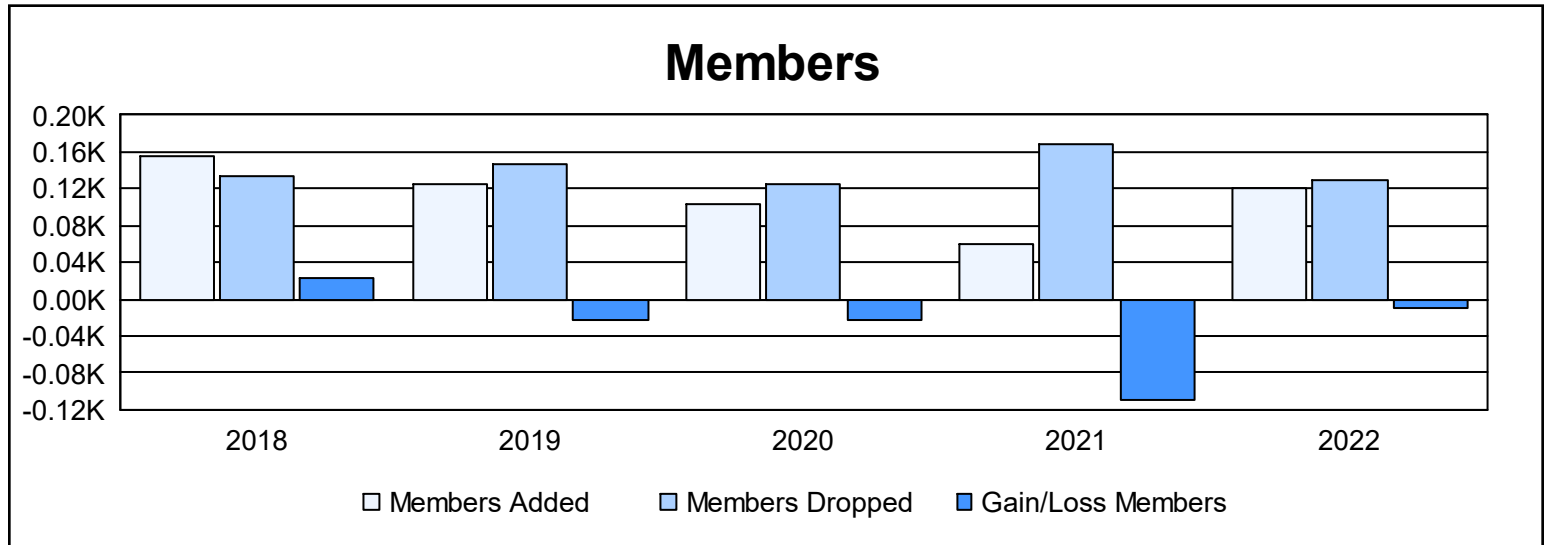
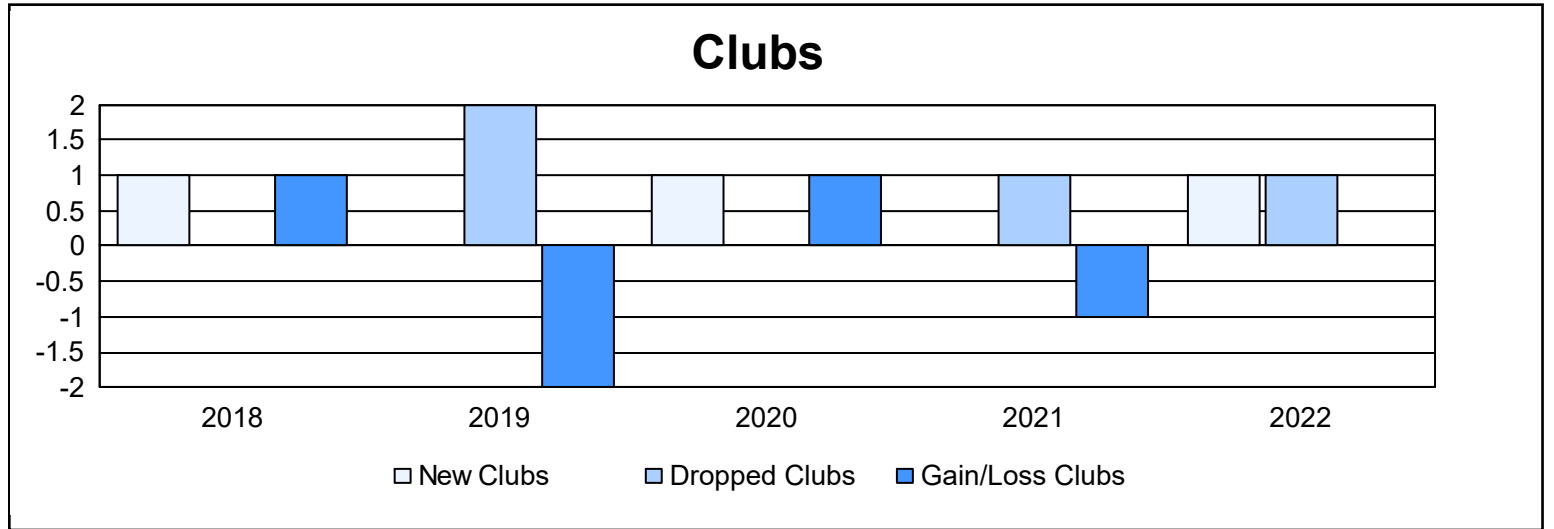
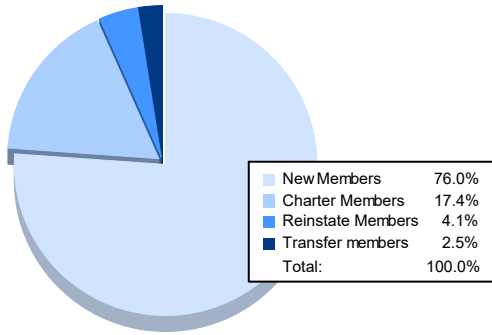


Year	New Clubs	Dropped Clubs	Gain/ Loss Clubs	New Members	Charter Members	Reinstate Members	Transfer Members	Total Member Added	Total Members Dropped	Gain/ Loss Members
2017-2018	1	0	1	114	31	6	5	156	133	23
2018-2019	0	2	-2	98	13	6	7	124	147	-23
2019-2020	1	0	1	79	21	0	3	103	126	-23
2020-2021	0	1	-1	46	2	8	3	59	168	-109
2021-2022	1	1	0	92	21	5	3	121	130	-9
<b>Average</b>	<b>1</b>	<b>1</b>	<b>0</b>	<b>86</b>	<b>18</b>	<b>5</b>	<b>4</b>	<b>113</b>	<b>141</b>	<b>-28</b>



### Membership Composition June 2022 Cumulative



### Gender Composition June 2022 Cumulative

